

*Believe*

Make-A-Wish®

*I wish to  
meet Santa*

Pastor, 7  
leukemia

The Macy's Believe campaign presents a number of opportunities to explore the themes of holiday giving with creative writing and visual art. In addition to enjoying the fun activity sheets, and reading about the importance of giving back, these learning activities will be maximized by putting what students have learned into practice in the real world.



Following are a variety of suggested activities you can participate in with students to further their engagement in learning the life-lesson of philanthropy and helping grant wishes for children in your local community.



## Write a Letter to Santa

Help make a child's wish come true! From now to Dec. 24, Macy's will donate \$1 to Make-A-Wish® for every letter received, up to \$1 million. Write your letter online or drop it off in-store at a Macy's red letterbox. When you write letters to Santa, you'll help bring experiences of hope and joy into the lives of children with critical illnesses.

**National Believe Week: Nov. 28 - Dec. 4**  
*Submit a letter this week and double your donation!*



Scan the QR Code or Visit <http://bit.ly/santaME>  
to Write a Letter Online

or

Print the Included Template and Drop Off at the  
Macy's in The Maine Mall



*Believe*

Make-A-Wish®



## Elementary School

### Writing A Holiday Wish Letter

#### Learning Objectives

Letter writing structure and writing mechanics

#### Duration

45 minutes

#### Lesson

Letters should include three main components:

#### Greeting

- Establish who the letter is for and make an introduction
- Ex. Hello!; Dear Santa; Happy Holidays!; To Santa & Reindeer

#### Body

- What is your letter about?
- Ex. This holiday I want to grant wishes to other kids in need; I'd really like a puppy!

#### Closing

- Finally, you need to end your letter. This can include a farewell message and your name, so the recipient, in this case, Santa, knows who sent the letter
- Ex. Thanks Santa! Love, Billy

#### *What is a letter?*

Write out an example letter to show students what a letter is and explain why we write letters. Ex. To keep in touch with family and friends, to address an issue, and of course, to share with Santa what we want for the holidays! Then, teach them the concept of a greeting, body, and closing. You can also use this opportunity to teach students how to write a date.

#### *Time to practice!*

List out several different greetings as examples, then have your student come up with their own different greetings. Ask students to write down what they want to say in their letter in the body. List out several different closing words or phrases, then have your student come up with their own ways of closing their letter. Remind students to always sign their name in the closing.

#### *Letter Writing Activity*

Have your students practice writing a letter to Santa on their own on the stationary provided.

#### Assessment

Have student read letter aloud or review your student's work and discuss any necessary skills to work on.

*You can send a letter online at [bit.ly/mainesanta](http://bit.ly/mainesanta) or  
drop off letters at the Macy's store at the Maine Mall in the big red letterbox.*

P.S. You can write as many letters as you want!



*Believe*

Make-A-Wish®



## Middle and High School

### Philanthropy and Good Deeds

#### Learning Objectives

Define philanthropy, research nonprofits, and help raise money to grant wishes

#### Duration

45 minutes

#### Materials

Journal, Internet Access

#### Instructions

- Write the words "philanthropy" "nonprofit" and "hero" on the board or share on screen. Ask students to define the words as part of a class discussion. Teacher may provide guidance to define philanthropy as the giving or sharing of time, talents, or treasure for the common good.
- Guide students to define heroes by brainstorming examples of heroes in literature, the news, and in the school and community. Make a list of these people and what they did for others. Ask them to think of the common traits of these heroes.
- Students should write the definitions for each term in a journal in their own words.
- Ask students if it is the responsibility of people to help those in need. Discuss whether it is everybody's responsibility to make the world a better place even if they don't have money to give. Why is philanthropy a responsibility for a civil society?
- Share the story of Make-A-Wish (included in this packet) and show "Kellan Wishes for a Path to the Barn" from the Make-A-Wish Maine YouTube channel. Discuss what kinds of philanthropy are involved in granting wishes (time, talent, and/or treasure). Teacher Note: Make-A-Wish Maine relies on the work of 200+ volunteers to work with wish children to discover and bring their wish to life. Businesses can donate services (ex: excavating land, building play sets) to offset the cost of granting wishes. Community groups and individuals host fundraisers (ex: wiffle ball tournament, penny wars) to raise critical funds.
- Share the letter writing activity included in this packet and have students write a letter to show how they can use their time and talents to help grant wishes to children in Maine.
- Show the students how to use available resources, like GuideStar.org, to determine what additional nonprofit organizations are in your area.
- Students list in their journals three local community resources or nonprofits that provide for the betterment of the community and explain what they do and how philanthropy helps them achieve their mission. Have each student share at least one with the class.

#### Reflection

When we see a need, sometimes we say, "Why don't they do something about that?" Maybe that somebody is you. What is an issue you have seen or read about that you would like to address and how might you use philanthropy to do it?

*Adapted from "Sharing is Giving" lesson plan on [learningtogive.org](http://learningtogive.org)*



*Believe*

Make-A-Wish®



## Make-A-Wish®

### Our Mission

Together, we create life-changing wishes for children with critical illnesses.

### Our History

Make-A-Wish traces its inspiration to Christopher James Greicius, an energetic 7-year-old boy battling leukemia who wished to be a police officer. In 1980, his Phoenix community came together to make his wish come true. Little did Chris know that his wish would create a movement that would transform millions of lives.

In 1992, the Maine chapter of Make-A-Wish was founded by Wayne and Caroline Morong to serve children in each of Maine's 16 counties. Since then, we have granted over 1600 wishes. Wishes that give families hope through dark times, strength to persevere and experiences that forever change their lives.

### How Wishes Are Granted

The Maine chapter uses trained volunteer wish granters who meet the child and family to determine the wish. Staff wish-granting coordinators then work to put the wish together. All wish expenses are fully covered, including travel and spending money. Our objective is to provide the child and family a worry-free experience. We rely upon in-kind gifts and donations from individuals and corporations, as well as the generous donation of time and talents of over 200 statewide volunteers.

### Impact of a Wish

- 89% of parents observed an increase in their child's emotional strength and overall health status.
- 81% of parents observed an increased willingness by their child to comply with difficult treatments.
- 97% of parents said the wish experience strengthened their families and gave them the opportunity to be a "normal" family again.




## Make-A-Wish and Macy's Partnership History

Macy's and Make-A-Wish have been partners since 2003. Since then, Macy's has donated over \$132M, helping Make-A-Wish grant over 15,500 wishes, and impacting over 3 million lives. The Macy's Believe Campaign is just one of the amazing ways Macy's supports the Make-A-Wish mission.

## Acrostic Poem

Let's learn about the word "believe." First, draw a picture of something you hope for. Then, use the word "believe" to create an acrostic poem. An acrostic poem is a poem in which the first letter of each line spells out a word. For this poem, we will be using the letters in the word "believe."



b

e

l

i

e

v

e

## Word Scramble

Unscramble each group of letters to form a word.



1. iveg \_\_\_\_\_

2. ytchiar \_\_\_\_\_

3. pohe \_\_\_\_\_

4. tnoeda \_\_\_\_\_

5. sihw \_\_\_\_\_

6. useac \_\_\_\_\_

7. ielebev \_\_\_\_\_

believe

give

donate

wish

hope


charity

cause

Helpful Hints:

## Hard Philanthropy Word Search

Can you find the philanthropy words hidden below? Hint: Some words are hidden diagonally or backwards.




- donate
- hope
- charity
- give
- believe
- philanthropy
- cause
- volunteer
- kind
- wish



## Acrostic Poem

Let's learn about the word "hope." First, draw a picture of something you hope for. Then, use the word "hope" to create an acrostic poem. An acrostic poem is a poem in which the first letter of each line spells out a word. For this poem, we will be using the letters in the word "hope."



h

---

---

---

o

---

---

---

p

---

---

---

e

---

---

---





# Santa Claus The North Pole

Make-A-Wish.

Drop this letter to Santa in one of our big red Macy's Believe letterboxes,  
& we'll donate \$1 to Make-A-Wish®, up to \$1,000,000!

 macy's



**Dear Santa,**

---

---

---

---

---

---

---

---

---

---

**From,**